

SLC MINIONE FIXED Ø25 WH 927 IP44 100°

14/06/2024

SLC1204



Product description

SLC MiniOne Fixed is a stylish mini-downlight with high lumen output and a wide beam angle designed for decorative lighting. Get the final touch on your project with SLC MiniOne. Connect up to 6 downlights on one driver. It can be built-in or surface mounted with the MiniOne Tube accessory. IP44 (Front) / IP21 (Back).

SLC MiniOne Fixed is a stylish mini-downlight with high lumen output and a wide beam angle designed for decorative lighting. Get the final touch on your project with SLC MiniOne. Connect up to 6 downlights on one driver. It can be built-in or surface mounted with the MiniOne Tube accessory. IP44 (Front) / IP21 (Back).

Diameter: 32 mm / Cut out hole: 25 mm / Built-in height: 18 mm
Recommended dimmer: SLC SmartOne (S24019)
Works with DALI using SLC DALI/AC-Push to Trailing Edge Controller (S23023)



Technical data

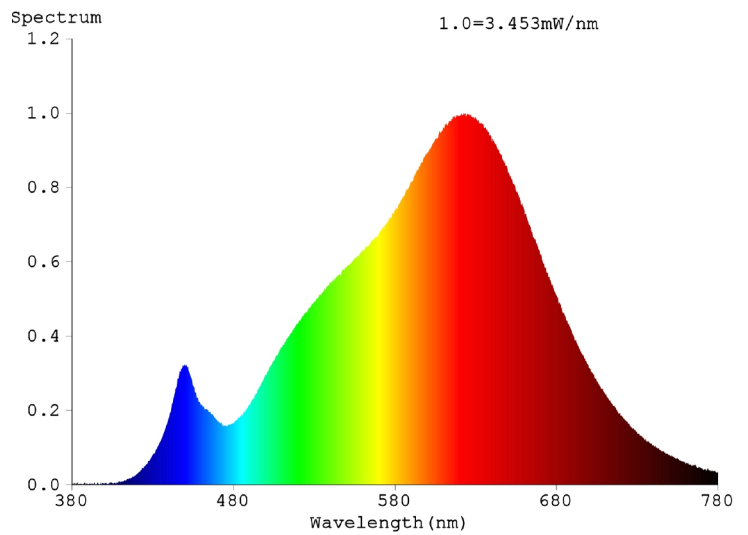
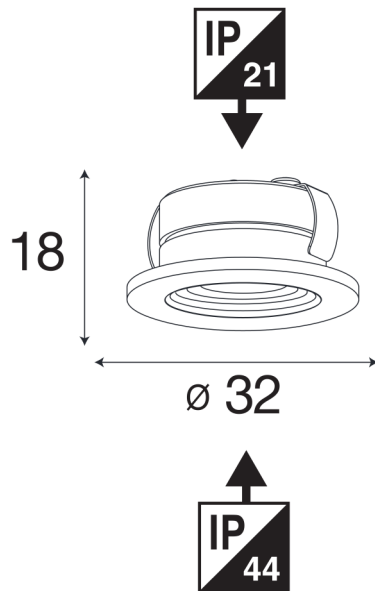
Suitable for surface mounting	Yes	Suitable for built-in mounting	Yes
Suitable for ceiling mounting	Yes	Adjustability	Not adjustable
Lamp type	LED not exchangeable	With light source	Yes
Housing material	Aluminium	Surface protection	Powder coating
Material cover	Other	Voltage type	DC
Nominal voltage	3 - 18 Volt	Nominal current	700 - 700 Milliampere
Type of control gear	LED operating device current-controlled	With control gear	No
Dimming phase cut-off	Yes	Light distributor	None
Light sharing	Symmetric	Reflector colour	Silver
Beam angle	Extreme wide beam >80°	Light outlet	Direct






Degree of protection (IP)	IP44
Max. system power	3 Watt
Colour temperature	3000 - 3000 Kelvin
Rated luminous flux according to IEC 62722-	165 Lumen
Luminous flux adjustable	Continuously variable
Height/depth	18 Millimetre
Built-in height/depth	16 Millimetre
Type of wiring	Suitable for through wiring
Conductor cross section	0,35 Square millimetre
Luminaire efficacy	55 Lumen/Watt
Beam angle fixed	100


Protection class	III
Colour of light	White
Colour rendering index CRI	90-100
Colour of light adjustable	No
Beam angle adjustable	No
Outer diameter	32 Millimetre
Built-in diameter	-2E-11 - Millimetre
Number of poles	2
Connection type	Push-in clamp
Colour consistency (McAdam ellipse)	SDCM3







 **ENERG** 


Scandinavian Lighting Concept
SLC1204


A 



B 

C 


D 

E 

F 

G  

3
kWh/1000h



2019/2015

