

**SLC MINIONE TILT Ø44 BL 2700K CRI90 IP44 100°**

14/06/2024

**SLC1201****Product description**

SLC MiniOne Tilt is a stylish and tiltable mini-downlight with high lumen output and a wide beam angle designed for decorative lighting. Get the final touch on your project with SLC MiniOne. Connect up to 6 downlights on one driver. The MiniOne Tilt can be tilted 40°. For built-in mounting. IP44 (Front) / IP21 (Back).

SLC MiniOne Tilt is a stylish and tiltable mini-downlight with high lumen output and a wide beam angle designed for decorative lighting. Get the final touch on your project with SLC MiniOne. Connect up to 6 downlights on one driver. The MiniOne Tilt can be tilted 40°. For built-in mounting. IP44 (Front) / IP21 (Back).

Diameter: 50 mm / Cut out hole: 44 mm / Built-in height: 31 mm  
Recommended dimmer: SLC SmartOne (S24019)  
Works with DALI using SLC DALI/AC-Push to Trailing Edge Controller (S23023)

**Technical data**

Suitable for built-in mounting	Yes
Adjustability	Swivelling
With light source	Yes
Surface protection	Powder coating
Material cover	Other
Nominal voltage	3 - 18 Volt
Type of control gear	LED operating device current-controlled
Light distributor	None
Reflector colour	Silver
Light outlet	Direct

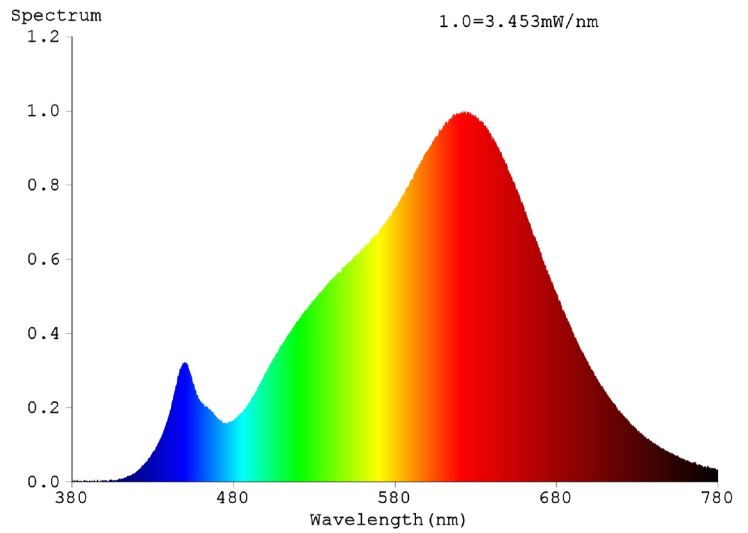
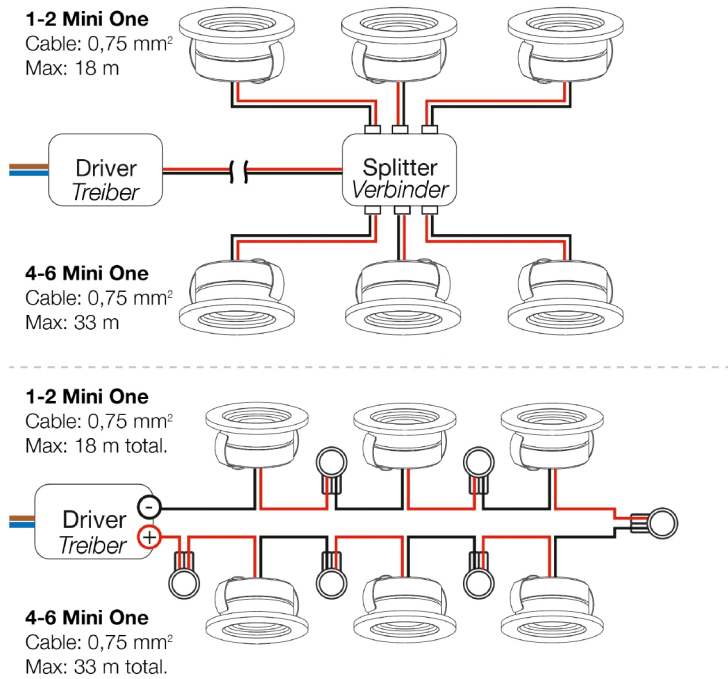
Suitable for ceiling mounting	Yes
Lamp type	LED not exchangeable
Housing material	Aluminium
Housing colour	Black
Voltage type	DC
Nominal current	700 - 700 Milliampere
Dimming phase cut-off	Yes
Light sharing	Symmetric
Beam angle	Extreme wide beam >80°
Energy efficiency class of the light source a	G







Degree of protection (IP)	IP44
Max. system power	3 Watt
Colour temperature	2700 - 2700 Kelvin
Rated luminous flux according to IEC 62722-	165 Lumen
Luminous flux adjustable	Continuously variable
Height/depth	31 Millimetre
Built-in height/depth	29 Millimetre
Type of wiring	Suitable for through wiring
Connection type	Push-in clamp
GTIN	7070938064774

Protection class	III
Colour of light	White
Colour rendering index CRI	90-100
Colour of light adjustable	No
Beam angle adjustable	No
Outer diameter	50 Millimetre
Built-in diameter	44 - 44 Millimetre
Number of poles	2
Beam angle fixed	100








 **ENERG** 


Scandinavian Lighting Concept  
SLC1201


---


A 



B 

C 

D 


E 

F 

G   **G**

---

**3**  
kWh/1000h



2019/2015

